

WellStar Kennestone Comprehensive Stroke Center

2023 Interventions and Outcomes

Wellstar Kennestone Comprehensive Stroke Center

Wellstar Kennestone is a Joint Commission Advanced Certified Comprehensive Stroke Center (CSC) since 2015.

We provide the following:

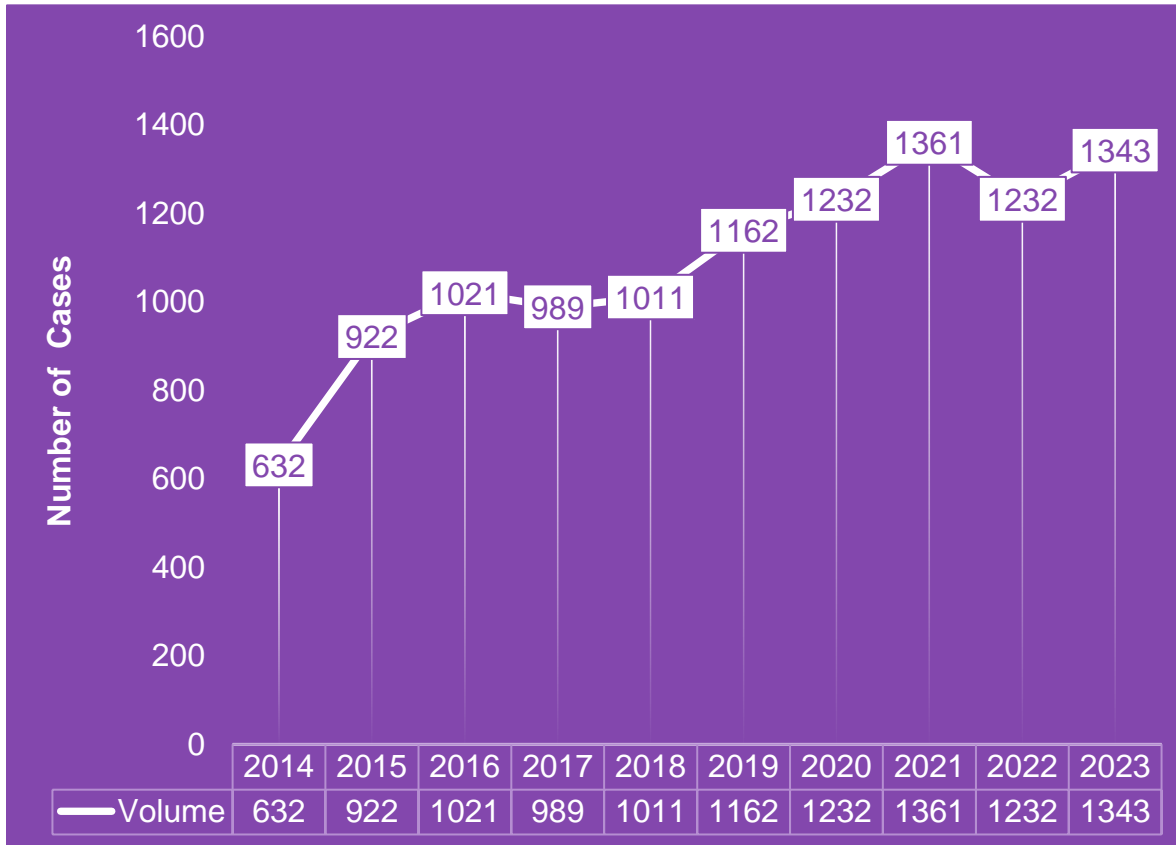
- ✓ **24/7 state of the art stroke care**
- ✓ Cerebrovascular Endovascular Neurosurgeons
- ✓ Neuro Interventionalist
- ✓ Vascular Neurologist
- ✓ Accepting Center for Stroke transfers
- ✓ Neuro Intensivist
- ✓ Reperfusion therapies (i.e., Thrombectomy, IV Thrombolytics)
- ✓ Designated Neuro Units to include a Neuro Intensive Care Unit
- ✓ Research Participation
- ✓ Acute Care Rehab Services
- ✓ Inpatient Rehabilitation Unit
- ✓ 24/7 MRI with staff Neuro Radiologist
- ✓ Vascular Surgery
- ✓ Trending of performance measures and performance improvement initiatives to improve patient care

Wellstar Kennestone

- Wellstar Kennestone's Comprehensive Stroke Center has received the highest award possible from the American Heart Association for 7 consecutive years and is a US News Report and World Report *High Performing in Stroke* Hospital.



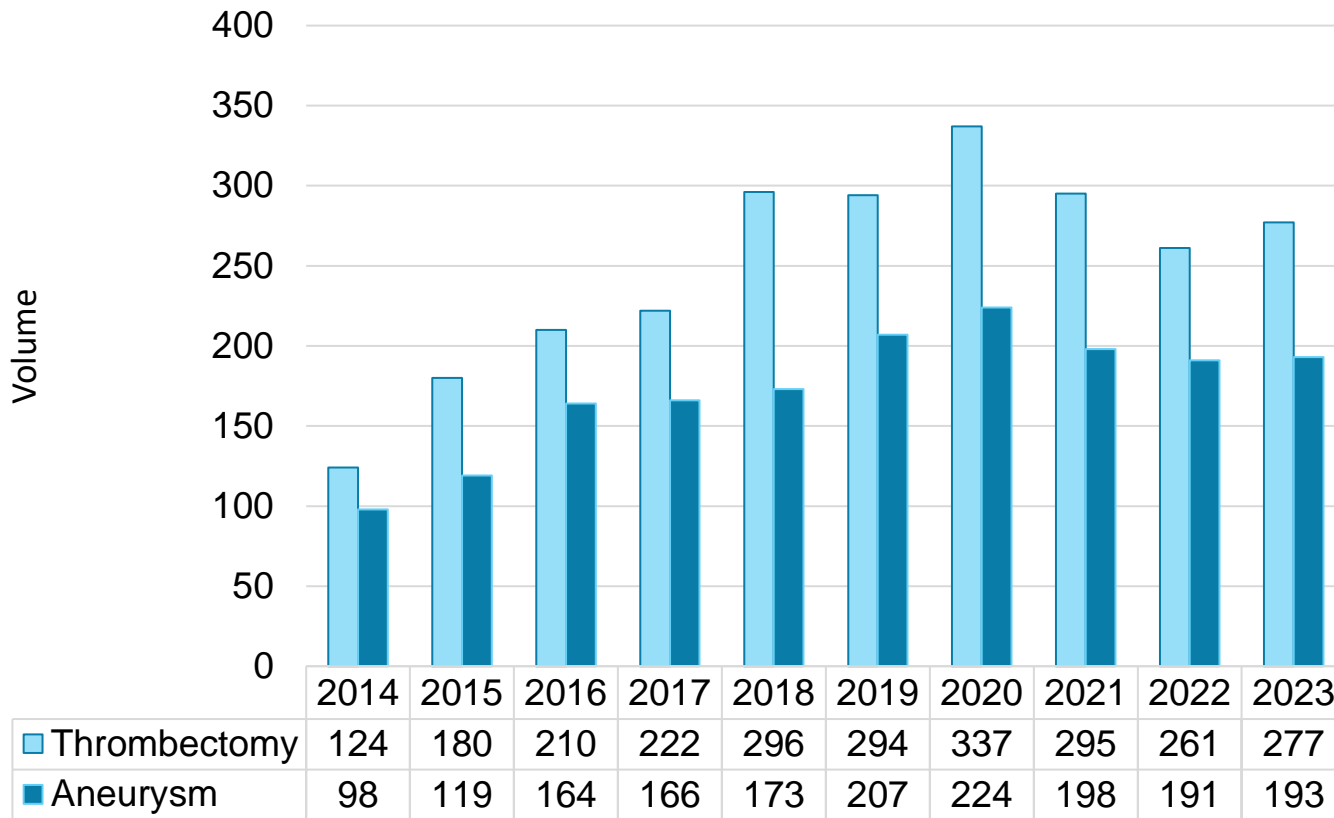
Wellstar Kennestone Neurovascular Diagnostic & Intervention Cases



- As a Joint Commission Advanced Certified Comprehensive Stroke Center, WellStar Kennestone’s annual case volumes for neurovascular interventions and diagnostics has exceeded **1000** cases each year since 2015.

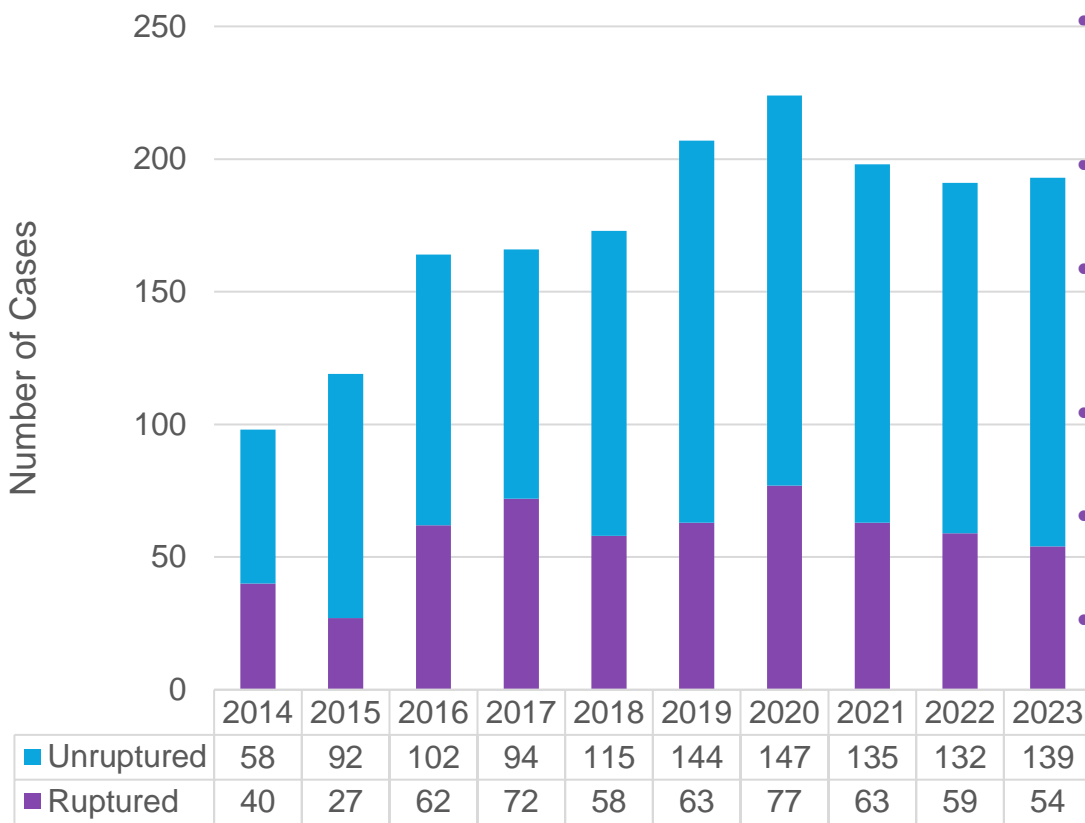
- Interventions performed include:
 - Cerebral Angiograms
 - Cerebrovascular Stenting including Intracranial Stenting
 - Carotid Angioplasty
 - Treatment of Ruptured and Unruptured Cerebral Aneurysms
 - Thrombectomy for Ischemic Strokes
 - Carotid Endarterectomy
 - TransCarotid Artery Revascularization

WS Kennestone Endovascular Treatments: Thrombectomy & Aneurysm Volumes



- An endovascular treatment is a less invasive procedure used to treat problems affecting the blood vessels, such as an aneurysm, which is a swelling or ballooning of a blood vessel in the brain.
- If you have an ischemic stroke (stroke caused by a blocked artery in your brain), doctors may be able to perform an endovascular procedure called a thrombectomy to remove the clot.

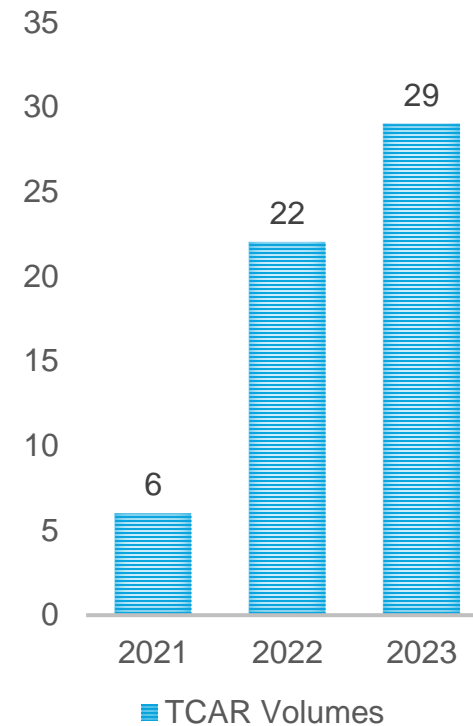
WS Kennestone: Endovascular Treatment of Cerebral Aneurysms



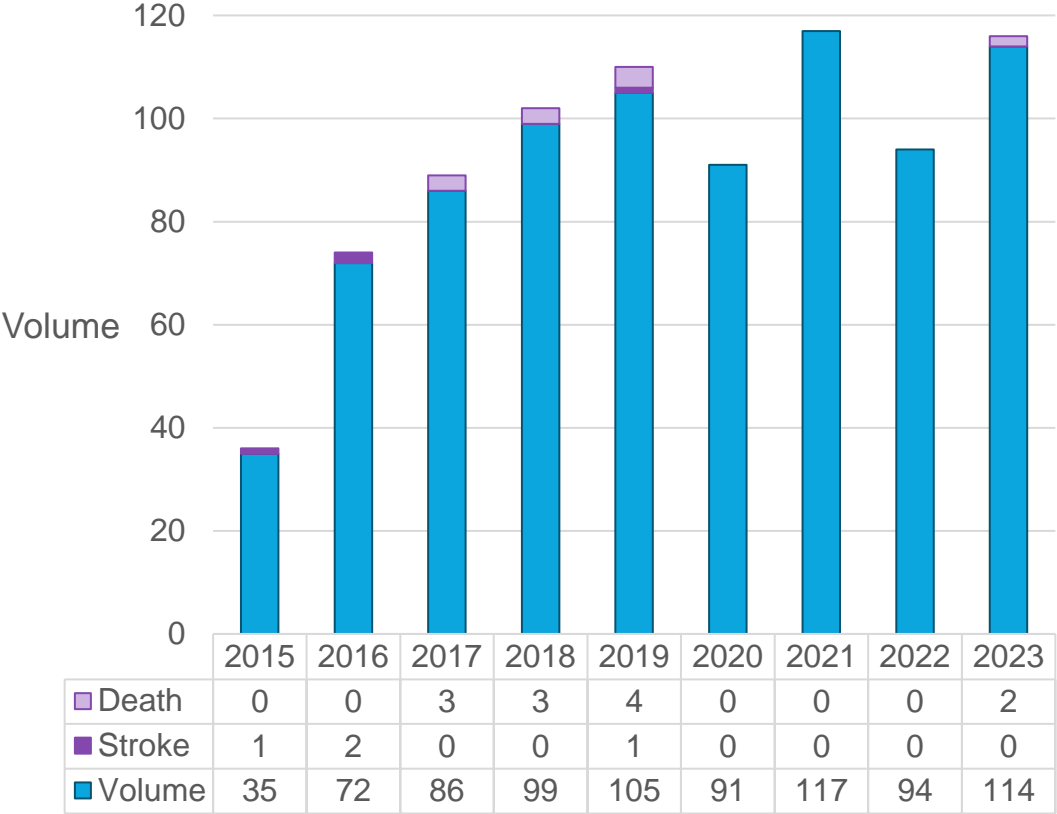
- A cerebral (brain) aneurysm is a weak area in a blood vessel that usually enlarges.
- It's often described as a ballooning of the blood vessel.
- Approximately 1 in 50 people in the United States have an unruptured brain aneurysm.
- Most cerebral aneurysms do not produce symptoms.
- An aneurysm may rupture causing a hemorrhagic stroke.
- Depending on the aneurysm's size, location, and shape, it may be treatable from inside the blood vessel.

TransCarotid Artery Revascularization

- In 2021, Wellstar Kennestone began performing **transcarotid artery revascularizations (TCAR)**. This procedure is performed to repair a blockage the carotid artery.
- The **carotid artery** is an artery in your neck that provides blood flow to your brain and face. The split of the carotid artery is a common spot in your body where plaque (fat, cholesterol and other substances) can build up which creates a narrowing or blockage.
- These blockages can lead to strokes when a piece of the blockage breaks off or the artery closes completely. **TCAR** is an effective ways to **treat carotid blockages and help to prevent strokes**.

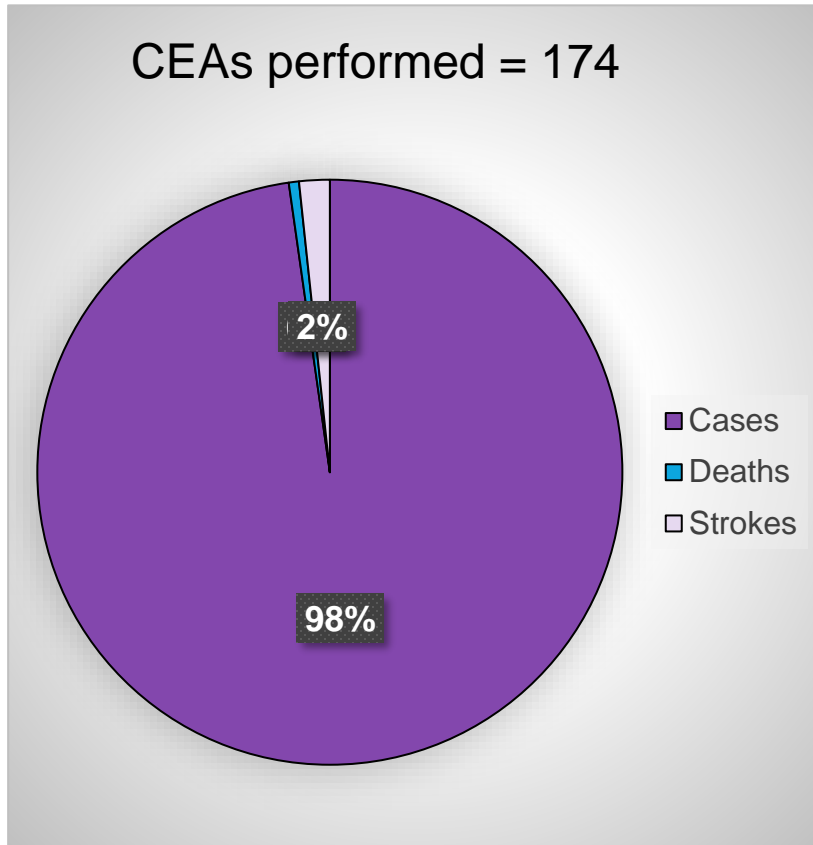


WellStar Kennestone: Carotid & Vertebral Artery Stents & Angioplasty Volumes & Complications within 30 Days Post Procedure



- **Cerebrovascular Stenting:** Carotid and vertebral angioplasty and stenting are procedures that *open narrowed arteries* to restore blood flow to the brain.
- Angioplasty and stenting are often performed to **treat or prevent a stroke.**
- The carotid arteries are located on each side of your neck. These are the main arteries that supply blood to your brain.
- The vertebral arteries run through the spinal column and supply blood to the brain and spine.

Wellstar Kennestone: 2023 Carotid Endarterectomy Volumes & Complications within 30-Days Post Procedure



A carotid endarterectomy (CEA) is a surgical procedure used to *reduce the risk of stroke* by correcting narrowing in the common carotid artery or internal carotid artery. Endarterectomy is the removal of material on the inside of an artery.